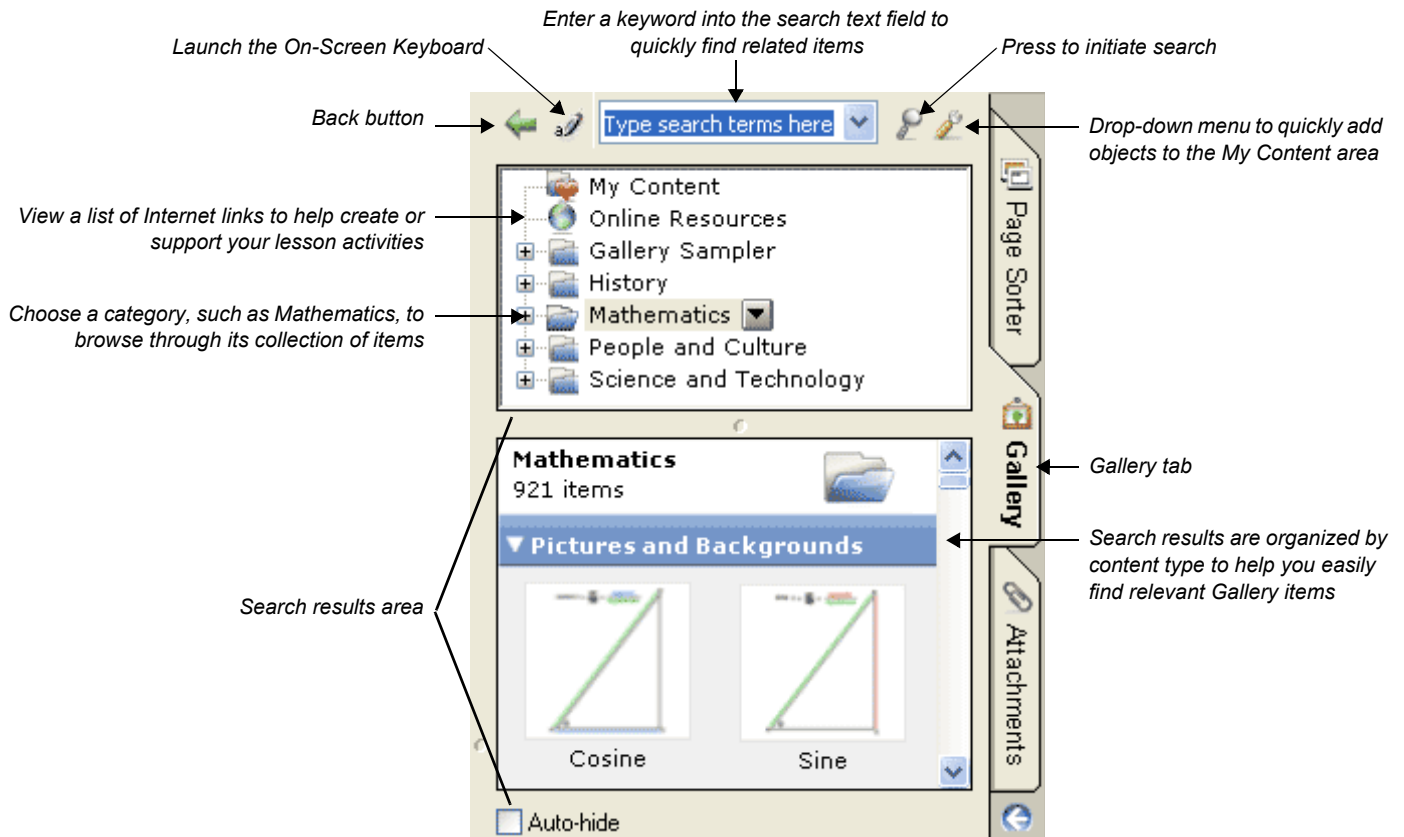


What's New in SMART Board Software 9.5?

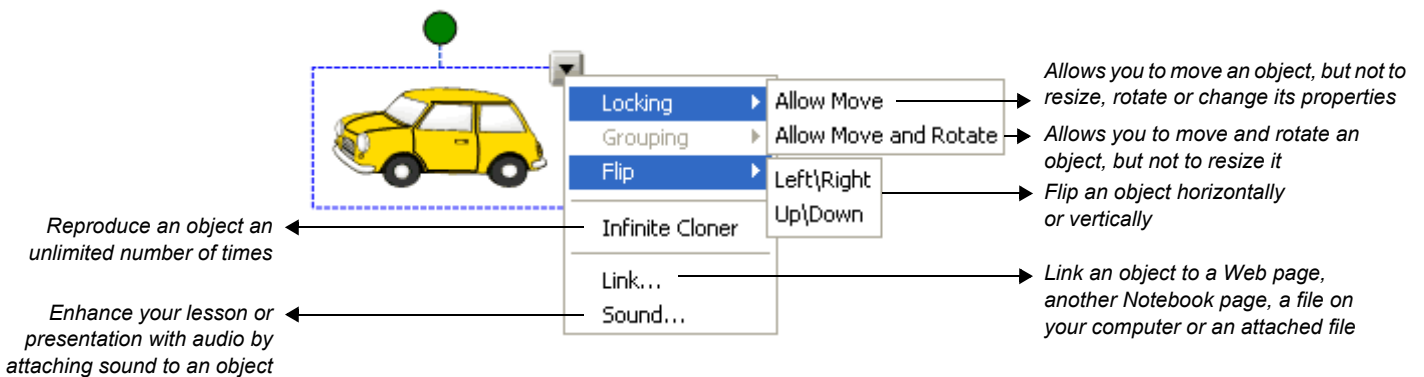
Searchable Gallery

Hundreds of new items, including high-resolution images, audio, video, Macromedia® Flash® and Notebook™ files, are organized and stored in the Gallery. You can browse through the Gallery by subject or by entering a keyword into the Search text field, as you would when using an Internet search engine. Lesson activities and curriculum standards are available from the Online Resources section to help you build effective lesson plans. The My Content area provides you with a personal storage space to access frequently used Gallery items such as Notebook files or presentations.



New Object Properties

The object drop-down menu gives you one-touch access to new and improved object properties: Locking, Flip, Infinite Cloner, Link and Sound.



Audio and Video Support

Incorporate sound and video objects directly into your Notebook presentation. Immediately capture the interest of reluctant learners and engage your audience by using rich content already included in the Gallery collections.



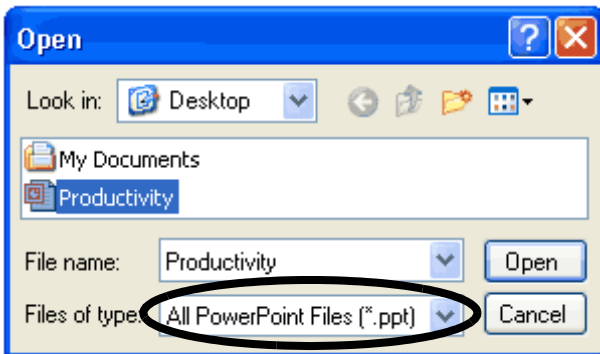
Video file

Audio file

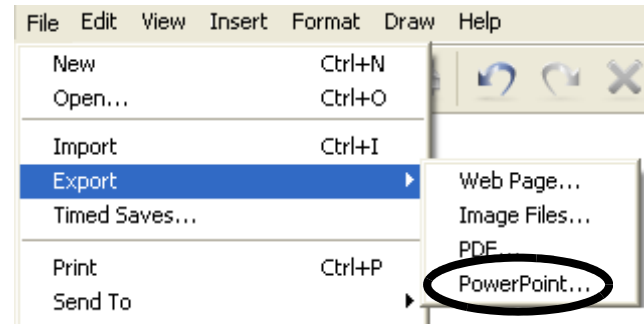
Import and Export Microsoft PowerPoint Files

Import Microsoft® PowerPoint® files directly into your Notebook file to take advantage of existing presentations and the many features offered in Notebook software. Export your Notebook file to PowerPoint format to apply transitions between slides and share valuable content with colleagues who may not have Notebook software installed on their computers.

Import a PowerPoint file

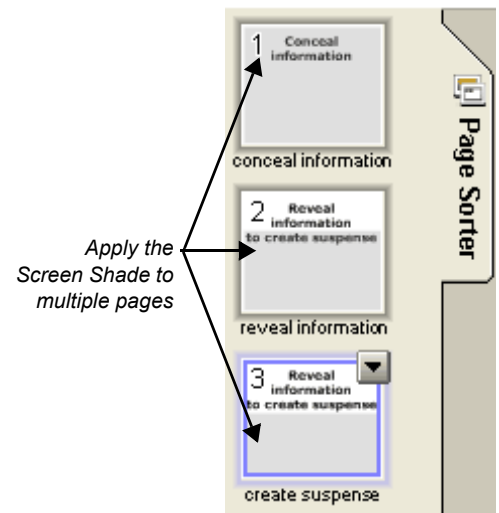


Export a PowerPoint file



Improved Screen Shade

You can now apply the Screen Shade to multiple pages in Notebook software. The amount of information revealed remains unique to each page. Notebook software remembers this information whenever you switch pages or reopen your Notebook file.



Enhanced Text Support in Notebook Software

Use subscript, superscript and mathematical symbols within your typed text.

