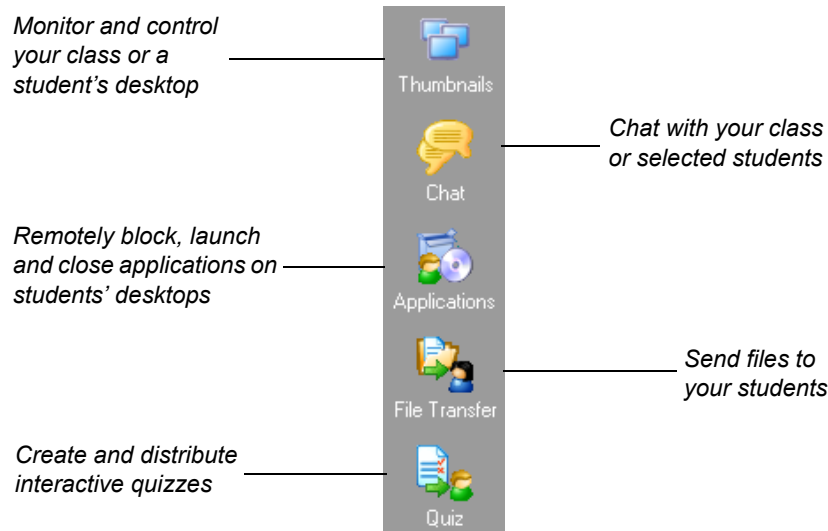


SynchronEyes® Software Version 6.0 Toolbars

The following toolbars are available in the teacher interface of SynchronEyes software version 6.0.

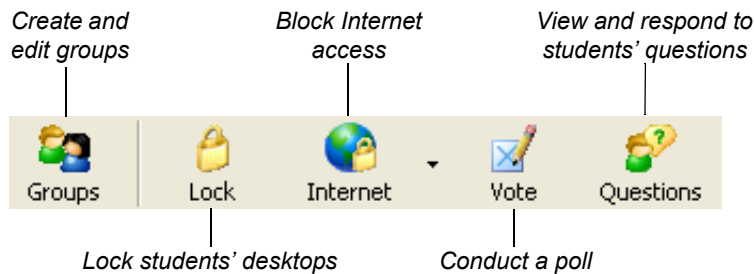
The Views Toolbar

SynchronEyes teacher-station software offers five views: Thumbnails, Chat, Applications, File Transfer and the Quiz. You can access a view by clicking its icon in the **Views** toolbar on the left side of the interface.



The Main Toolbar

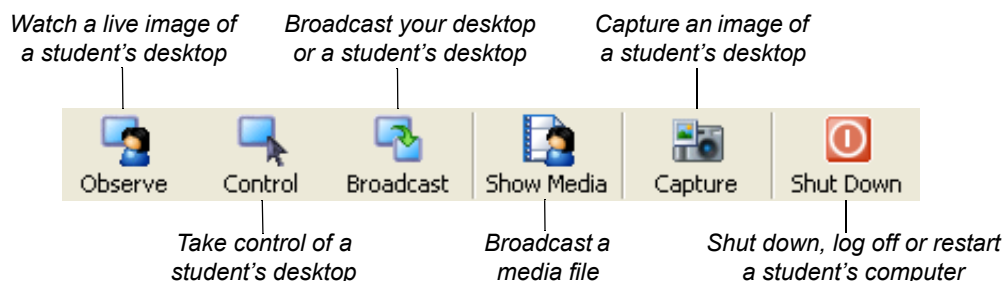
Some buttons are always available, regardless of the current view. You can create and edit groups, lock students' desktops, block Internet access, conduct polls and respond to questions from any of the five views.



However, some buttons are specific to a particular view. When you select a view, the toolbar buttons appropriate for that view automatically appear.

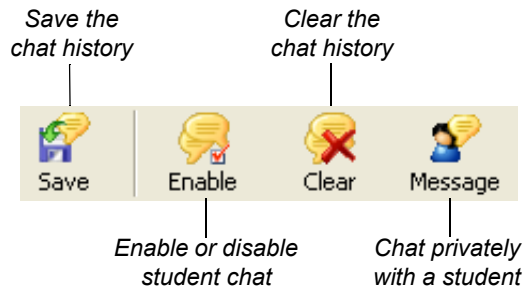
The Thumbnails View Toolbar

In the Thumbnails view, you can monitor and take control of students' desktops, broadcast your desktop or a student's desktop, broadcast media files, capture an image of a student's desktop and shut down students' computers.



The Chat View Toolbar

In the Chat view, you can chat with your whole class, a specific group or selected students.



The Application Toolbar

In the Application view, you can remotely launch and close applications on your students' computers.

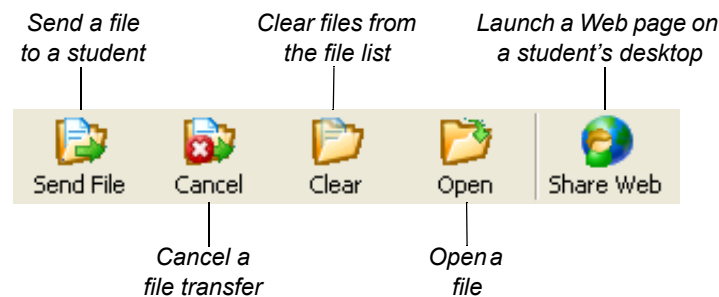


You can also block your students' access to specific applications using customized application blocking rules.



The File Transfer Toolbar

In the File Transfer view, you can send files to students and check if you've received any files from students. You can also open a Web page (within Internet Explorer) on students' computers.



The Quiz View Toolbar

In the Quiz view, you can create, edit or delete a quiz, add a quiz that was created under another Teacher ID (or in the stand-alone Quiz Wizard), import a quiz from a text file and distribute a quiz to your class or a group.

