

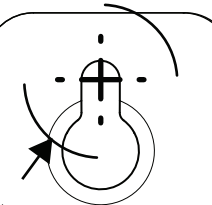
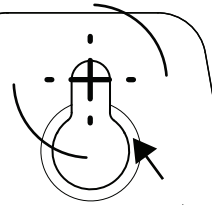
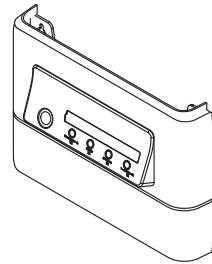
**Installation Template for the Extended Control Panel (ECP)  
for SMART Board™ Interactive Whiteboard Systems**

[www.smarttech.com/support](http://www.smarttech.com/support)


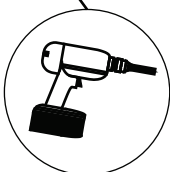
[www.smarttech.com/contactsupport](http://www.smarttech.com/contactsupport)

Part No. 99-00847-21 REV C0

**SMART™**



3/16"  
(5 mm)



3/16"  
(5 mm)

A diagram showing paper size options and a scale. On the left, a printer tray is shown with arrows pointing to LTR (8 1/2" x 11") and A4 (210 mm x 297 mm) paper sizes. On the right, three circular icons show paper size scaling: 100% (correct), 150% (incorrect, crossed out), and 50% (incorrect, crossed out). Below these is a scale bar with markings at 0, 5 cm, and 2".

Users are permitted to make copies of this document  
at 100% scale and distribute the copies for use.

