

## New Features

# SMART Meeting Pro™ Premium Collaboration Platform

SMART Meeting Pro™ Premium is designed specially for business. It allows you to hold meetings using your SMART interactive product, and then capture your notes, actions, ideas and decisions, and then send them to your meeting participants. With SMART Bridgit™ software, you can collaborate using multiple computers and interactive whiteboards locally and remotely.

## Features at a Glance

- SMART Business Toolbar (page 2)
- Improved Collaboration Bar support (page 3)
- Multiple display and content management (page 4)
- Administrator level settings feature (page 5)
- Ink Aware enhancements (page 5)

## SMART Business Toolbar

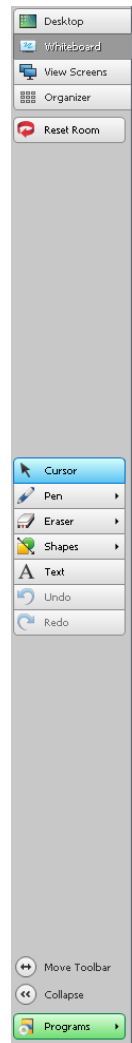
The SMART Business Toolbar contains all the tools you need to present your meeting and record notes.

With a single touch, you can easily switch between functions.

You can:

- Instantly toggle between the whiteboard application and your desktop for easy access to applications and files.
- Press **Organizer** to view connected displays and manage your pages.
- Press the single touch **Capture** button on the desktop toolbar to take a screen capture of content to include in your whiteboard file.
- Press **Programs** to easily access the programs you use the most, such as Microsoft® Word, Excel®, PowerPoint® and Internet Explorer® Internet browser.
- Use basic and enhanced whiteboarding features:
  - basic tools such as pen and eraser
  - enhanced tools such as shapes, lines and text
  - enhanced whiteboarding capabilities such as object properties, object order, rotate, resize or scale, and handwriting-to-text recognition
  - extended file format support to include .notebook, .ppt, .pdf, .html and graphics
- End a meeting by simply clicking the one-step **Reset Room** button. This exits the current data conference, saves meeting notes and closes open applications.

The SMART Business Toolbar is collapsible, and you can move it to either side of the screen.



## Improved Collaboration Bar Support



The new Collaboration bar is SMART Bridgit ready. You simply log on to SMART Meeting Pro Premium, and begin your meeting.

When you have access to a SMART Bridgit server, the integrated SMART Bridgit software client enables the Collaboration bar to connect, share and collaborate with local and remote SMART displays and participants. Your computer is automatically registered to the server. It sets up a secure meeting and generates a password to support a collaborative session between another SMART Meeting Pro room, SMART Hub SE240 or local and remote meeting participants. You can e-mail the meeting details from the meeting room, create a new meeting with a custom password or join an existing meeting that's already on the server and active.

When you connect with one or many remote participants, you all see the same screen. Connecting and collaborating between local and remote participants couldn't be easier.

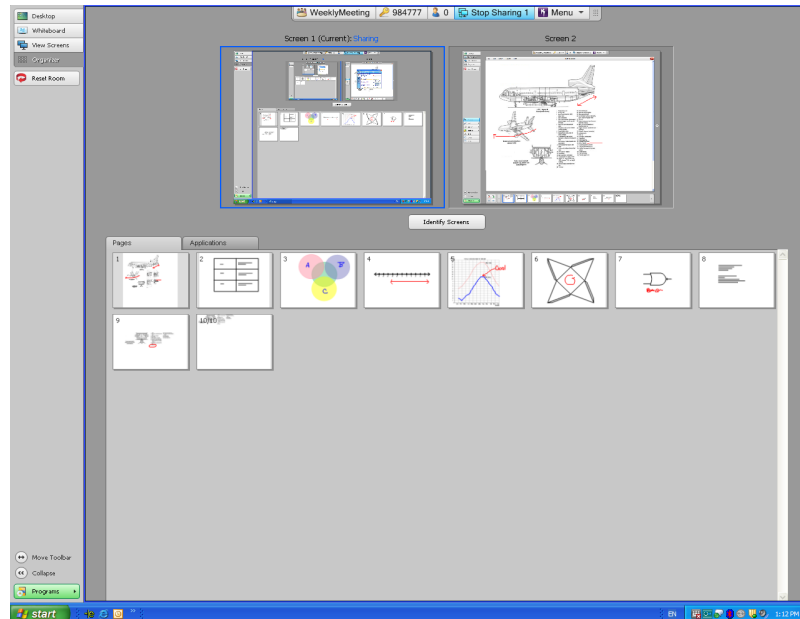
## Multiple Display and Content Management

SMART Meeting Pro Premium can support a single display or up to 16 interactive or static displays connected to the same meeting room computer.

Using multiple SMART displays enables participants to write on the same or different whiteboard pages on all the connected interactive displays simultaneously. This creates a highly interactive meeting experience.

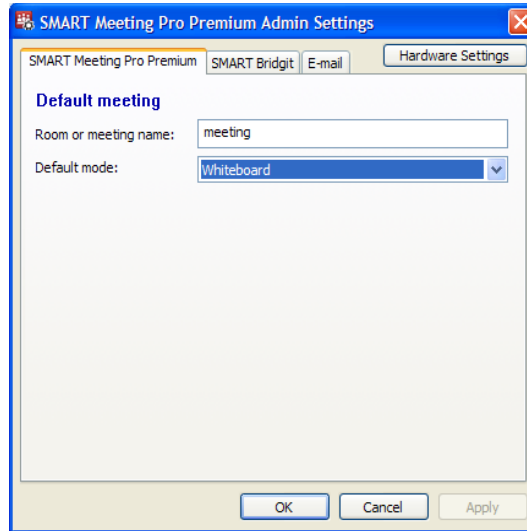
You can manage content and applications in a multiple display environment by pressing **Organizer** on the SMART Business Toolbar.

Organizer mode provides real-time thumbnails of connected displays and allows you to manage all the whiteboard pages and applications running on the meeting room computer. You can move content between connected displays by dragging and dropping pages, files or applications on the Organizer thumbnails, or by using the left/right push feature. You can also use Page Sorter in Whiteboard mode to arrange your pages.



## Administrator Level Settings Feature

If you have administrator privileges, you can use *SMART Meeting Pro Premium Admin Settings* to change the collaboration and e-mail settings you entered when you installed the software.



## Ink Aware Enhancements

You can use the Ink Aware toolbar to inject notes as text or objects directly into Microsoft Word, Excel and PowerPoint files, as well as Adobe® Acrobat® Pro files.

