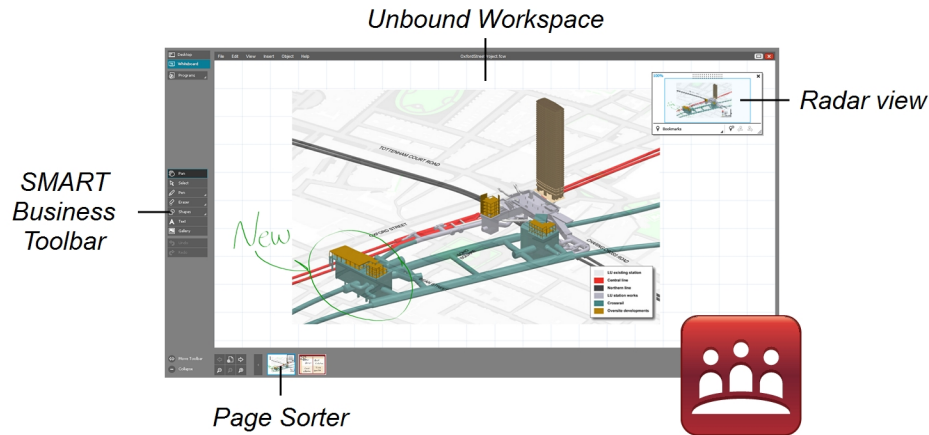


SMART Meeting Pro® 4.2 software personal license



Introduction

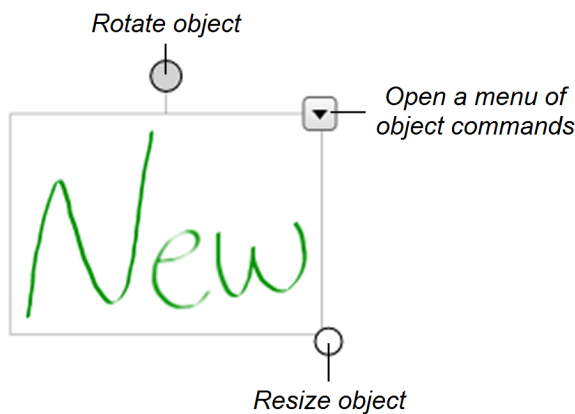
When SMART Meeting Pro® software personal license is in Whiteboard mode, you can create presentations and compile information for meetings. You can write notes and draw objects, manipulate text and images and work with information captured from other applications.

Objects

You can insert the following types of objects in SMART Meeting Pro software:

- Writing and drawing
- Text, shapes and lines
- Images
- PowerPoint presentations
- PDF files

After creating an object, you can select it, move it and manipulate it.

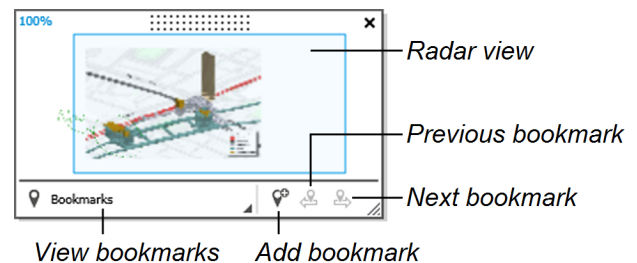


Unbound Workspace

SMART Meeting Pro software presents pages in two styles:

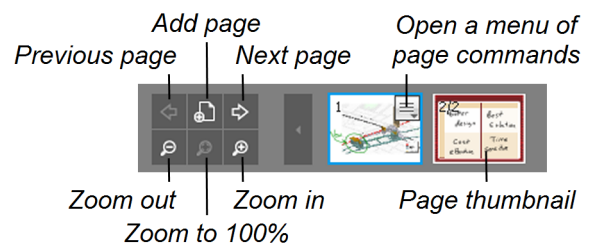
- **Classic Workspace:** Pages have defined boundaries, and the page area is the same size as the viewable area.
- **Unbound Workspace:** Pages have no defined boundaries, and the page area is larger than the viewable area.

In Unbound Workspace, you can use radar view and bookmarks to navigate pages.



Page Sorter

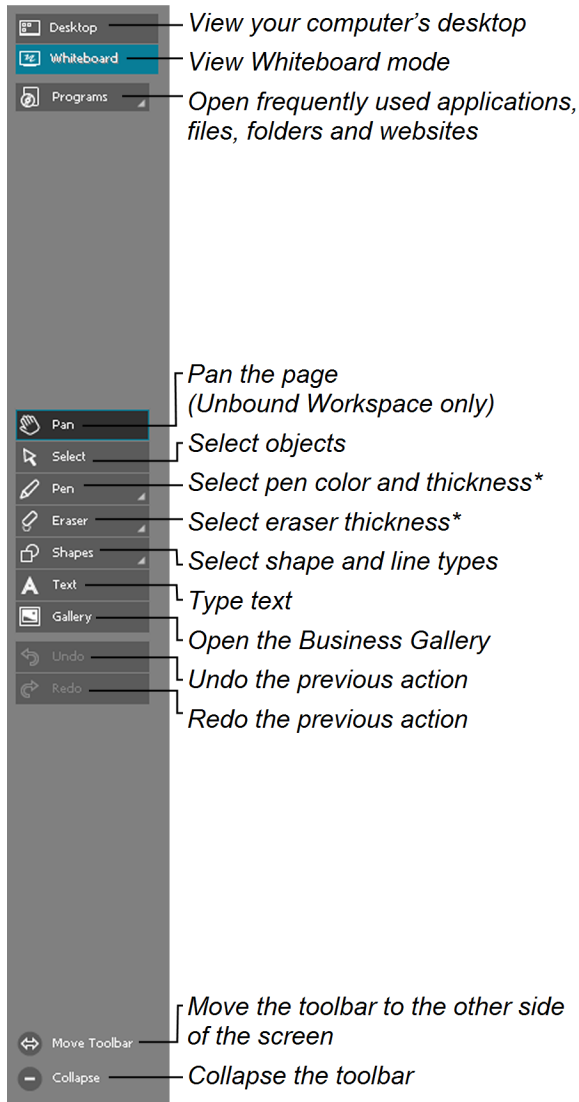
The Page Sorter displays thumbnails of all the pages in the open file. Use the Page Sorter to add, delete and rearrange pages.



SMART Meeting Pro 4.2 software personal license

SMART Business Toolbar

You can select and use a variety of commands and tools on the SMART Business Toolbar. The available tools change according to the mode you're using.



* Available only if your computer is connected to a SMART interactive display



TIP

You can insert PDF files into Whiteboard files. All pages in the PDF file appear on a single page in the Whiteboard file. You can navigate PDF pages by pressing **Next Bookmark** and **Previous Bookmark** in radar view.

Other SMART software

Typically, computers that have SMART Meeting Pro software installed also include the following SMART software.

SMART Ink™ and SMART Ink plugin for Adobe® Acrobat® Reader®

Using SMART Ink, you can write or draw on the screen in digital ink using a pen and the SMART Ink dynamic toolbar, and then save or erase your notes.



With Adobe Acrobat Reader and the SMART Ink plugin, you can insert digital ink in PDF files as Adobe Acrobat Reader comments.

SMART Product Drivers

The SMART interactive display detects contact with its screen and sends each contact point, along with Pen tool information, to your computer. SMART Product Drivers translates the information into mouse clicks and digital ink. SMART Product Drivers enables you to perform computer operations by using your finger or a pen.

SMART Tools

You can draw attention to specific parts of a page using SMART Tools, such as the Screen Capture toolbar, Screen Shade and Spotlight.

Bridgit® conferencing software

Bridgit software enables you to create and join meetings, share your screen and connect with others. You can open Bridgit software from the *Programs* button on the SMART Business Toolbar.

Help

Refer to the Help for more information on using SMART Meeting Pro software.

You can open the Help by selecting **Help > Contents** in the Whiteboard menu, or by scanning this QR code.



For more information, visit smarttech.com/meetingpro
For more training, visit smarttech.com/trainingforbusiness

© 2015–2017 SMART Technologies ULC. All rights reserved. SMART Meeting Pro, SMART Ink, Bridgit, smarttech, the SMART logo and all SMART taglines are trademarks or registered trademarks of SMART Technologies ULC in the U.S. and/or other countries. All third-party product and company names may be trademarks of their respective owners. Contents are subject to change without notice. 01/2017.

