

Specifications

SMART Board® interactive flat panel

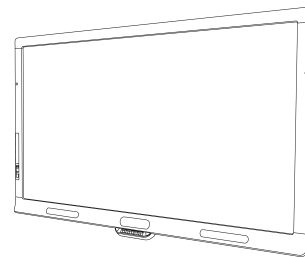
Models 8055i and 8055i-SMP

Physical specifications

Size (without speakers and colour select module)

133cm W x 82cm H x 9.3cm D (52 3/8" x 32 5/16" x 3 11/16")

(See *Physical dimensions* on page 6 for detailed dimensions.)



All dimensions +/- 0.3cm (1/8").

All weights +/- 0.9kg (2lb.)

Active screen area (maximum interactive projected area)

139cm (54 5/8") diagonal, 16:9 aspect ratio
121cm W x 68cm H (47 5/8" x 26 3/4")

Weight

44.5kg (98 lb)

Dispatch size

1 unit on a pallet

157cm W x 109cm H x 110cm D (61 3/4" x 43" x 43 3/16")

3 units on a pallet

157cm W x 109cm H x 110cm D (61 3/4" x 43" x 43 3/16")

Dispatch weight

1 unit on a pallet

67kg (148 lb)

3 units on a pallet

181kg (400 lb)

Standard features

Touch technology

DViT® (Digital Vision Touch) technology uses digital cameras to track objects interacting with the surface. Cameras can recognise finger, pen and eraser touch.

Gestures

Supports multitouch gestures

Orientation

The Orientation button on the colour select module enables you to adapt the touch control to various screen resolutions.

Extraordinary made simple®

SMART®

SPECIFICATIONS

SMART Board interactive flat panel – Models 8055i and 8055i-SMP

Presence detection The interactive flat panel has two presence detection sensors on its frame that can detect people up to 5m (16') away when the interactive flat panel is in Standby mode.

When the sensors detect people in the room, the interactive flat panel turns on and displays a welcome screen and sounds a system chime. Touching the screen activates the interactive flat panel. When the sensors no longer detect people in the room, the interactive flat panel returns to Standby mode.

Presence detection settings can be changed with the On Screen Display menu.

Pen The pen interacts with the interactive flat panel to draw digital ink. Buttons on the colour select module enable you to select pen colour. The bottom frame of the interactive flat panel has magnetic slots for the two included pens.

Eraser The interactive flat panel has a magnet-mounted eraser.

Keyboard You can connect a keyboard or press the Keyboard button on the colour select module to use the on-screen keyboard.

Product help The Help button on the colour select module enables you to access product help.

Included hardware

- Two speakers
- 5m (16' 5") USB cable
- VGA cable
- 10 small clamps and 5 large clamps (for cable management)
- Infrared remote control
- Power cable
- CAT 5 USB extender (SMART Board® 8055i-SMP interactive flat panels only)
- SMART GoWire™ auto-launch cable with SMART Meeting Pro™ software (SMART Board 8055i-SMP interactive flat panels only)

Video and control inputs

Bottom terminal panel

- S-Video
- HDMI
- VGA (×2)

Inside terminal panel

- USB B (×2)
- Room control input
- Room control output

SPECIFICATIONS

SMART Board interactive flat panel – Models 8055i and 8055i-SMP

Side terminal panel

- USB A

i NOTE

This can be disabled. See the *SMART Board 8055i, 8055i-SMP and 8055ie-SMP interactive flat panel user's guide* (smarttech.com/kb/170177) for more information.

- USB B
- HDMI

Power

- AC power inlet
- AC power pass-through

Audio specifications

Includes two 15 W speakers

External speaker terminals

10 W + 10 W into 8 Ω of resistance

Audio inputs

- USB
- Dual RCA jacks (\times 2)
- 3.5 mm jack

Audio output

Dual RCA jacks (\times 2)

Screen specifications

Pixel pitch

0.63 mm

Contrast ratio

2800:1

Brightness

Maximum 450 cd/m².

Horizontal frequency

14–96 kHz (analogue and digital)

Vertical frequency

24–85 Hz

Optimum resolution

1920 \times 1080 at 60 Hz

Warranty

Two-year limited equipment warranty. See your product's warranty documents for more information.

Installation requirements

- Must be installed by trained professional installers.
- Your installers require a standard VESA® 600 mm \times 400 mm mounting plate to wall-mount the interactive flat panel. The wall-mount bracket must have a minimum depth of 14 mm to ensure sufficient space for speakers.
- Ensure that the mounting system can support the product's weight.

SPECIFICATIONS

SMART Board interactive flat panel – Models 8055i and 8055i-SMP

Computer requirements

You need to connect a computer to the interactive flat panel. Choose one of the following:

SMART Board 8055i-SMP interactive flat panel

- A computer with a Windows® operating system and SMART Meeting Pro installed. For a complete list of computer requirements, see the SMART Meeting Pro software release notes available at smarttech.com/downloads.
- A laptop with a Windows operating system that doesn't have SMART Meeting Pro software installed. You can connect this laptop to the interactive flat panel using the included SMART GoWire cable with SMART Meeting Pro software. For a complete list of computer requirements, see the SMART GoWire cable specifications (smarttech.com/kb/151506).

SMART Board 8055i interactive flat panel

A computer with either a Windows operating system or Mac OS X operating system software and SMART Notebook™ collaborative learning software installed. For a complete list of computer requirements, see the SMART Notebook software release notes available at smarttech.com/downloads.

Storage and operating requirements

Power requirements

0.8A to 1.8A at 100V to 240V AC, 50 Hz to 60 Hz

Power consumption at 25°C (77°F)

Typically up to 148 W (brightness at 80% and volume at 50), maximum 178 W (brightness and volume at maximum)

Operating temperature

5°C to 35°C (41°F to 95°F)

Storage temperature

-20°C to 60°C (-4°F to 140°F)

Humidity

5% to 80% relative humidity, non-condensing

CAUTION

- The interactive flat panel is intended for indoor use only.
- Do not pour or spray liquids onto your product's electronic components.

Ventilation requirements

Maintain a 10cm (4") ventilation area on all sides of your interactive flat panel to enable its cooling fans to operate. Don't store or operate your interactive flat panel in dusty environments because dust could interfere with the product's ventilation and cooling.

SPECIFICATIONS

SMART Board interactive flat panel – Models 8055i and 8055i-SMP

Environmental

Electrostatic discharge (ESD)

- Designed to withstand electrostatic shock
- EN61000-4-2 severity level 3 for direct and indirect ESD (± 4 kV Contact / ± 8 kV Air)

Conducted and radiated emissions

- FCC part 15 Class A
- EN55022 / CISPR 22
- KN55022

Flammability rating

Electronics and connectors

UL 94-V0

Mechanical parts

UL 94-HB

USB cable

UL VW-1 / CSA FT4

Environmental compliance

EU RoHS and WEEE

Regulatory certification

CB report, CE (Class A), C-Tick (Class A), FCC (Class A), UL, KCC, PSB, UL/C-US and PSE

SMART order numbers

SBID 8055i-SMP

SMART Board interactive flat panel. Includes a SMART Meeting Pro software licence key, a SMART GoWire cable for SMART Meeting Pro software and a CAT 5 USB extender.

SBID 8055i

SMART Board interactive flat panel. Includes a SMART Notebook software installation DVD.

Optional accessories

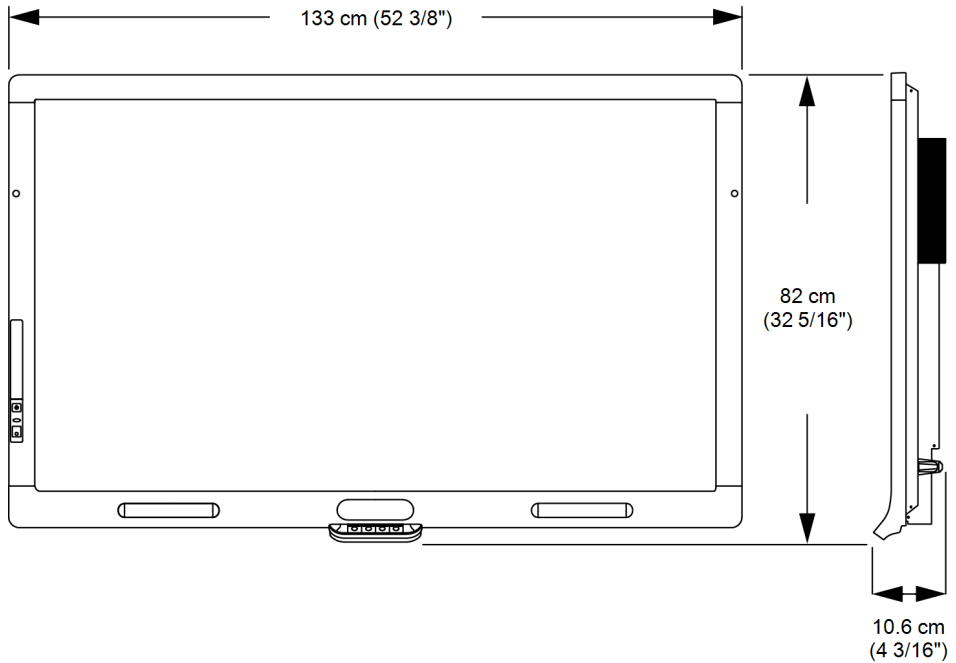
For more information on additional accessories for your SMART Board 8055i interactive flat panels, see smarttech.com/accessories.

SPECIFICATIONS

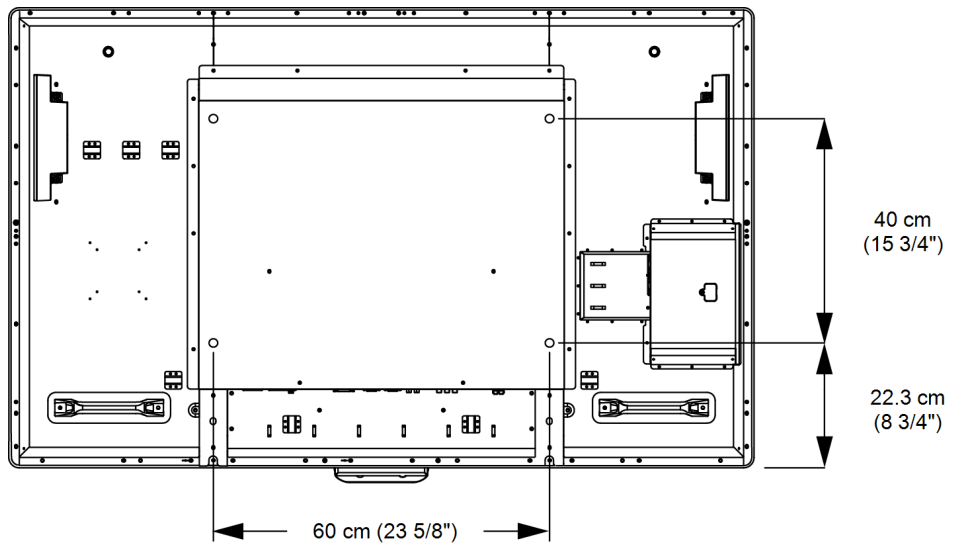
SMART Board interactive flat panel – Models 8055i and 8055i-SMP

Physical dimensions

Front and side view



Back view



smarttech.com/support
smarttech.com/contactsupport

© 2012 SMART Technologies ULC. All rights reserved. SMART Board, smarttech, DVIT, SMART Meeting Pro, SMART Notebook, SMART GoWire, the SMART logo and all SMART taglines are trade-marks or registered trade-marks of SMART Technologies ULC in the US and/or other countries. All third-party product and company names may be trade-marks of their respective owners. One or more of the following patents: US6320597; US6326954; US6563491; US6741267; US6803906; US6829372; US6947032; US6954197; US6972401; US7151533; US7236162; US7411575; US7619617; US7643006; US7692625; US7755613; US7757001; US7880720; USD612396; USD616462; USD617332 and USD636784. Other patents pending. Contents are subject to change without notice. 07/2012.