

# SMART Board® M Pro TAA series

## Change the input

Select a connected device's input in one of two ways:

- Tap Input on the Home Screen
- Press the Home button

After the Input selection menu appears, tap the input you would like to display on screen. This could include a laptop or an OPS module, if inserted.



## Use touch

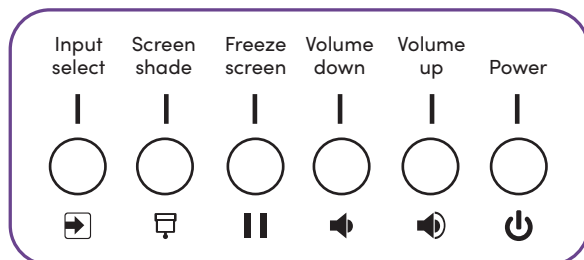
Open and close applications, meet with others, create or edit documents, visit websites, interact with media, and more directly on your display with multiple points of touch.

- Ensure your device is connected with the correct cables.
- Write or draw in digital ink by picking up the pen.
- To erase, use the back of the pen, or move your fist or palm over the ink.
- Tap or press and hold to select.
- Use one finger to pan, or two fingers to zoom in/out and rotate.



## Turn on the display

Press the Power button  on the front control panel, pick up one of the display's pens, or tap the Home button  below the screen.




## Get connected

Connect your computer with a single USB-C cable, or use both an HDMI cable and USB cable to display your computer and to enable touch.

## Enrich collaboration

Offline software with ATO, and included with your display purchase, SMART Meeting Pro turns training, storyboarding and reviews into interactive, collaborative sessions.

- Double click or tap on the SMART Meeting Pro  icon on your desktop/onboard PC input to launch.
- Use ink and unbound workspace to brainstorm, mission plan, storyboard, and more.
- Save files to share or pick up where you left off at a later time.

## Write & save with digital ink

With SMART Ink installed on your connected PC, you can write with digital ink into PDFs and Microsoft Office files and over applications, browsers, and connected video sources.

- Move notes, erase, or even convert notes to text.
- Save your notes into PDFs and Microsoft Office files.

Download SMART Product Drivers and Ink here:

[support.smarttech.com/docs/redirect/?product=DRINK](https://support.smarttech.com/docs/redirect/?product=DRINK)